


AUDITOR'S REPORT

FOR THE YEAR ENDED 31ST MARCH 2018

ASIAN DEVELOPMENT RESEARCH INSTITUTE

ADRI GALI, BSIDC COLONY, OFF BORING PATLIPUTRA ROAD

PATNA-800013, BIHAR



A LOHIA & ASSOCIATES,

CHARTERED ACCOUNTANTS

OFFICE:

302, 3rd FLOOR

YUNUS CORPORATE


(BESIDE SUKRITI COMPLEX)

S.P.VERMA ROAD

PATNA – 800 001, BIHAR

Tel: 7677252603, 0612-2216175

E-MAIL : sba_patna@hotmail.com



AUDITOR'S REPORT

to the members of ASIAN DEVELOPMENT RESEARCH INSTITUTE

Report on the Financial Statements

We have audited the accompanying financial statements of **ASIAN DEVELOPMENT RESEARCH INSTITUTE** which comprise the Balance Sheet as at March 31, 2018, the Income and Expenditure Account and the Receipts and Payments Account for the year ended on that date, and a summary of significant accounting policies and other explanatory information.

Management's Responsibility for the Financial Statements

Management is responsible for the preparation of these financial statements that give a true and fair view of the financial position and financial performance in accordance with the Accounting Standards issued by the Institute of Chartered Accountants of India to the extent applicable to the Society. This responsibility includes the design, implementation and maintenance of internal control relevant to the preparation and presentation of the financial statements that give a true and fair view and are free from material misstatements, whether due to fraud or error.

Auditors's Responsibility

Our responsibility is to express an opinion on these financial statements based on our audit. We conducted our audit in accordance with the Standards on Auditing issued by the Institute of Chartered Accountants of India. Those Standards require that we comply with ethical requirements and plan and perform the audit to obtain reasonable assurance about whether the financial statements are free from material misstatements.

An audit involves performing procedures to obtain audit evidence about the amounts and disclosures in the financial statements. The procedures selected depend on the auditor's judgment, including the assessment of the risks of material misstatement of the financial statements, whether due to fraud or error. In making those risk assessments, the auditor considers internal control relevant to the Society's preparation and fair presentation of the financial statements in order to design audit procedures that are appropriate in the circumstances. An audit also includes evaluating the appropriateness of accounting policies used and the reasonableness of the accounting estimates made by management as well as evaluating the overall presentation of the financial statements.

We believe that the audit evidence we have obtained is sufficient and appropriate to provide a basis for our audit opinion.

Opinion

In our opinion and to the best of our information and according to the explanations given to us, the financial statements read with the Notes thereon give a true and fair view in conformity with the accounting principles generally accepted in India:

- (i) in the case of the Balance Sheet, of the state of affairs of the Society as at March 31, 2018;
- (ii) in the case of the Income and Expenditure Account, of the surplus/deficit for the year ended on that date; and
- (iii) in the case of the Cash Flow Statement, of cash flows during the year ended on that date.



AUDITOR'S REPORT (Contd.)

Report on Other Legal and Regulatory Requirements

- (a) we have obtained all the information and explanations, which to the best of our knowledge and belief were necessary for the purpose of our audit;
- (b) in our opinion proper books of account as required by law have been kept by the Society so far as appears from our examination of those books; and
- (c) the Balance Sheet, the Income and Expenditure Account and the Receipts and Payments Account dealt with by this Report are in agreement with the books of account.
- (d) In our opinion, the Balance Sheet, Income and Expenditure Account and the Receipts and Payments Account comply with the accounting standards issued by the Institute of Chartered Accountants of India to the extent they are applicable to the Society.

For A Lohia & Associates

Firm Registration No. 007613C

Chartered Accountants


Abhishek Lohia

Partner

Membership Number: 400029



Patna: 3rd August, 2018

BALANCE SHEET

As at 31st March, 2018

(All amounts in ₹ unless otherwise stated)

	Note	As at 31st March, 2018	As at 31st March, 2017
SOURCE OF FUND			
Earmarked Fund	3	1,843,455.00	1,843,455.00
General Fund	4	23,983,172.68	25,370,303.70
Deferred Revenue Reserve	5	1,535,918.00	1,344,203.00
Revaluation Reserve	6	70,949,283.04	-
Incidental Fund	7	1,875,884.00	1,439,595.00
Current Liabilities			
Unspent Grant	8	86,691,242.83	58,228,761.18
Liability for Expenses		5,718,179.00	5,362,376.98
Other Liabilities		41,622.50	4,661,317.87
Total Assets		192,638,757.05	98,250,012.73
APPLICATION OF FUND			
Fixed Assets	9	79,976,737.79	6,607,362.00
Earmarked Deposit	10	28,098.00	27,162.00
Current Assets			
Receivables	11	15,657,636.97	21,917,646.34
Cash & Bank Balances	12	91,332,184.29	67,076,423.19
Sundry Deposits	13	54,000.00	54,000.00
Sundry Advances		5,590,100.00	2,567,419.20
Total		192,638,757.05	98,250,012.73

Summary of significant accounting policies 2

The accompanying notes are an integral part of the Accounts

As per our report of even date
For A Lohia & Associates
Firm Registration No. 007613C
Chartered Accountants

Abhishek Lohia
Partner
Membership Number: 400029



For & On Behalf of Board of Management

Shaibal Gupta
(Member Secretary)

Sunita Lall
(Treasurer)

Patna: 3rd August, 2018

Patna: 3rd August, 2018

INCOME & EXPENDITURE ACCOUNT

For the year ended 31st March, 2018

(All amounts in ₹ unless otherwise stated)

	Note	Year Ended 31st March, 2018	Year Ended 31st March 2017
INCOME			
Specified Grants	14	52,607,394.35	59,056,127.92
Other Income	15	2,732,633.40	6,231,818.10
Interest on Bank Deposits	16	2,523,583.05	1,172,742.00
TOTAL INCOME		57,863,610.80	66,460,688.02
EXPENDITURE			
Salary & Emoluments	17	32,028,272.00	9,962,979.00
Programme Expenses	18	13,364,794.00	41,314,150.00
Other Establishment Expenses	19	13,524,489.57	9,748,531.69
Depreciation and Other Non-Cash Expenses	20	494,031.25	633,781.00
TOTAL EXPENSES		59,411,586.82	61,659,441.69
SURPLUS / (DEFICIT)		(1,547,976.02)	4,801,246.33

Summary of significant accounting policies 2

The accompanying notes are an integral part of the Accounts

As per our report of even date

For A Lohia & Associates
Firm Registration No. 007613C
Chartered Accountants

Abhishek Lohia
Partner
Membership Number: 400029



For & On Behalf of Board of Management

Shaibal Gupta
(Member Secretary)

Sunita Lall
(Treasurer)

Shaibal Gupta
Sunita Lall

Patna: 3rd August, 2018

Patna: 3rd August, 2018



ASIAN DEVELOPMENT RESEARCH INSTITUTE

PAN:AAAAA1826B Society Registration No.:621

RECEIPTS AND PAYMENTS ACCOUNT

For the Year ended 31st March, 2018

PARTICULARS	AMOUNT (₹)	AMOUNT (₹)	PARTICULARS	AMOUNT (₹)	AMOUNT (₹)
Opening Balance As on 01.04.2017			Payment for Expenses		61,163,597.35
- Cash in Hand	40,580.07		Advance Given for Projects		4,805,472.00
- Earmarked Fund Deposit with Scheduled Banks	27,162.00				
- Other Deposits with scheduled Banks	67,035,843.12	67,103,585.19	Purchase of Fixed Assets		604,618.00
Grant Received			Grant Refunded		
in Indian Currency	49,404,449.00		in Indian Currency	3,781,294.00	
in Foreign Currency	68,825,066.00	118,229,515.00	in Foreign Currency	31,132,979.00	34,914,273.00
Other Receipts		2,732,633.40	Cash & Bank Balances		
Temporary Advances		1,822,637.00	- Cash in Hand	57,852.07	
Interest On Bank Deposit		2,959,872.05	- Earmarked Fund Deposit with Scheduled Banks	28,098.00	
			- Other Deposits with scheduled Banks	91,274,332.22	91,360,282.29
		192,848,242.64			192,848,242.64

As per our report of even date
For **A Lohia & Associates**
Chartered Accountants
Firm Registration No. 007613C

Abhishek Lohia
Partner
Membership No 400029
Patna: 3rd August, 2018



For & On Behalf of Board of Management

Shaibal Gupta
(Member Secretary)

Sunita Lall
(Treasurer)
Patna: 3rd August, 2018

Cash Flow Statement

for the Year Ended 31st March 2018

(All amounts in ₹ unless otherwise stated)

	For the Year Ended 31st March, 2018	For the Year Ended 31st March, 2017
A CASH FLOW FROM OPERATING ACTIVITIES		
Net Profit before Taxation	(1,547,976.02)	4,801,246.33
Adjustment for:		
Depreciation	494,031.25	633,781.00
Liability Written off	160,845.00	-
Interest Income	(2,523,583.05)	(1,172,742.00)
Operating Profit before Working Capital Changes	(3,416,682.82)	4,262,285.33
Adjustment for :		
Increase in Current Liabilities	24,198,588.30	49,354,251.03
Decrease in Recievables	6,260,009.37	(10,448,418.34)
Increase in Sundry Advances	(3,022,680.80)	(592,841.20)
Increase in Sundry Deposits	-	-
Cash Generated From Operations	24,019,234.05	42,575,276.82
Direct Taxes Paid	-	-
Net Cash From Operating Activities - (A)	24,019,234.05	42,575,276.82
B CASH FLOW FROM INVESTING ACTIVITIES		
Purchase of Fixed Assets	(2,722,409.00)	(26,791.00)
Net Cash Used In Investing Activities - (B)	(2,722,409.00)	(26,791.00)
C CASH FLOW FROM FINANCING ACTIVITIES		
Interest Income	2,523,583.05	1,172,742.00
Additions to Incidental Funds	436,289.00	310,245.00
Net Cash Used In Financing Activities - (C)	2,959,872.05	1,482,987.00
Net increase/(decrease) in Cash & Cash Equivalents (A+B+C)	24,256,697.10	44,031,472.82
Cash and Cash Equivalents at the beginning of the year	67,103,585.19	23,072,112.37
Cash and Cash Equivalents at the end of the year	91,360,282.29	67,103,585.19
Cash and cash equivalents comprise of:		
Cash on Hand	57,852.07	40,580.07
Earmarked Fund Deposit with Scheduled Banks	28,098.00	27,162.00
Other Deposits with scheduled Banks	91,274,332.22	67,035,843.12
	91,360,282.29	67,103,585.19

As per our report of even date
For A Lohia & Associates
 Firm Registration No. 007613C
 Chartered Accountants

Abhishek Lohia
 Partner
 Membership Number: 400029
 Patna: 3rd August, 2018



For & On Behalf of Board of Management

Shaibal Gupta
 (Member Secretary)

Sunita Lall
 (Treasurer)
 Patna: 3rd August, 2018

NOTES

to the financial statements for the year ended 31st March, 2018

1) GENERAL INFORMATION

ASIAN RESEARCH DEVELOPMENT INSTITUTE is a charitable society domiciled in India on 6th of March, 1991 under Societies Registration Act 21, 1860. It is a non-profit civil society organization, dedicated to social science research. The motivation for starting yet another institute in Patna was not merely to expand social science research, but to emphasize some dimensions of it which were thought to be critical but had received rather limited attention. The broad objectives of ADRI are to undertake academic research of direct relevance to development efforts made by an individual or a group or the community itself, To broaden the database of research as also of its end use by involving as many classes of persons and institutions as possible, to offer research results in a more innovative, demystified and use worthy form; and finally and to restore woman/man to her/his central position in social research in totality and with full dignity.

2) SIGNIFICANT ACCOUNTING POLICIES**a) BASIS OF ACCOUNTING**

- (i) The financial statements have been prepared on the basis of fundamental accounting assumptions i.e. on going concern basis.
- (ii) All known liabilities are taken into accounts and duly provided. All income and expenditure have been taken into account on accrual basis and are maintained consistently.

b) FIXED ASSETS

Assets acquired out of recurring grants from funding agencies are charged off to revenue wherever their terms of sanction so require. All other fixed assets, including books and periodicals purchased for the purpose of the library, are accounted for at cost including taxes, freight and other expenses essential and incidental to bringing them to a state fit for their intended use.

Depreciation is charged on written down value method at rates prescribed under the Income Tax Rules, 1962.

c) REVENUE RECOGNITION

Income and expenditure, in general, are accounted for on accrual basis, except membership fee which is accounted for as and when received. Income other than grants is recognised when it can be reliably measured and it is reasonably certain that the related economic benefits will flow to the Institute. Interest on deposits earmarked against specific fund balances are credited to the respective fund account.

d) LEASE RENT

Leases, where the lessor effectively retains substantially all the risks and benefits of ownership over the leased term, are treated as operating leases. Operating lease payments are recognised as expenses and charged to revenue.

e) GRANTS

Grants-in-aid in general are recognised when it can be reasonably assessed that the terms attached to the Grant will be complied with and ultimate realisation of the same is not in doubt.

- (i) Revenue Grants are recognised on the basis of sanctions by the funding agencies as reduced by unspent amounts thereout
- (ii) Capital Grants against specific assets/works are retained as Deferred Revenue Income and are amortised in proportion to the amount of depreciation on the relative assets by credit to revenue.
- (iii) Income, if any, earned out of funds received as Grant, including interest on bank deposits is retained as Incidental Funds till further instructions from the funding agency regarding refund or utilisation of the same for purposes for which the Grant is sanctioned.

f) EMPLOYEE BENEFITS

Employees' and the Institute's contributions to provident fund are deposited with the Provident Fund Organisation on a month to month basis. The Institute also subscribes to a Group Gratuity Policy with Life Insurance Corporation of India and annual contributions thereto are recognised as expense.

g) TAXATION

No tax, either current or deferred, is provided for on the income of the Institute as the same is exempt from tax by virtue of its registration as a charitable institution under section 12AA of the Income-tax Act, 1961.



NOTES

to the financial statements for the year ended 31st March, 2018 (Contd.)

(All amounts in ₹ unless otherwise stated)

3) EARMARKED FUND

	As at 31st March, 2018	As at 31st March, 2017
Corpus Fund	1,843,455.00	1,843,455.00
	1,843,455.00	1,843,455.00

4) GENERAL FUND

	As at 31st March, 2018	As at 31st March, 2017
Balance in the Beginning of the Year	25,370,303.70	20,569,057.37
Adjustment of Intra Unit Advance of Previous Years	160,845.00	-
Surplus/ (Deficit) for the year	(1,547,976.02)	4,801,246.33
Balance at the end of the Year	23,983,172.68	25,370,303.70

5) DEFERRED REVENUE RESERVE

	As at 31st March, 2018	As at 31st March, 2017
One Time Grant for Purchase of Fixed Assets Received in Earlier Years	4,100,000.00	4,100,000.00
Less: Unspent Amount out of Grant Received	2,903.00	2,903.00
Less: Amortised in Earlier Years	2,752,894.00	2,570,305.00
Balance as per last Account	1,344,203.00	1,526,792.00
Received During the Year	350,000.00	-
Less: Amortised During the Year	158,285.00	182,589.00
Balance at the end of the Year	1,535,918.00	1,344,203.00

6) REVALUATION RESERVE

(Refer Note "23")

	As at 31st March, 2018	As at 31st March, 2017
Balance at the beginning of the year	-	-
Add: Revaluation Reserve created during the year	70,949,283.04	-
Balance at the end of the year	70,949,283.04	-

7) INCIDENTAL FUND

	As at 31st March, 2018	As at 31st March, 2017
Balance at the beginning of the Year	1,439,595.00	1,129,350.00
Interest on Bank Deposit t/f to Incidental Funds Account	436,289.00	310,245.00
Balance at the end of the Year	1,875,884.00	1,439,595.00

8) UNSPENT GRANT

	As at 31st March, 2018	As at 31st March, 2017
<u>Revenue Grant in Indian Currency</u> from Government of Bihar	56,127,669.08	15,100,454.43
from Other Sources	596,964.00	1,706,131.00
<u>Revenue Grant in Foreign Currency</u> from LSE for IGC, Bihar	961,797.58	952,145.58
from LSE for Other Project	2,485,142.17	6,144,273.17
from Other Sources	3,467,696.00	21,053,001.00
from Bill & Melinda Gates Foundation	23,049,071.00	13,269,853.00
Capital Grant in Indian Currency	2,903.00	2,903.00
	86,691,242.83	58,228,761.18



NOTES

to the financial statements for the year ended 31st March, 2018 (Contd.)

9) TANGIBLE ASSETS

	Land*	Building*	Furniture & Fixtures	Books & Periodicals	Office Equipments	Electric Generating Set	Computer	Vehicles	Total
Gross Block at Cost									
At April 1, 2016	3,000,716.96	8,149,491.04	3,863,992.82	1,412,585.80	3,600,802.88	23,600.00	1,132,545.00	1,625,961.00	22,809,695.50
Additions	-	-	13,899.00	1,092.00	11,800.00	-	-	-	26,791.00
Disposals/Adjustments	-	-	-	-	-	-	-	-	-
At March 31, 2017	3,000,716.96	8,149,491.04	3,877,891.82	1,413,677.80	3,612,602.88	23,600.00	1,132,545.00	1,625,961.00	22,836,486.50
Additions	70,949,283.04	226,463.00	1,465,828.00	-	477,800.00	-	-	902,318.00	74,021,692.04
Disposals/Adjustments	-	-	-	-	-	-	-	-	-
At March 31, 2018	73,950,000.00	8,375,954.04	5,343,719.82	1,413,677.80	4,090,402.88	23,600.00	1,132,545.00	2,528,279.00	96,858,178.54
Depreciation									
At April 1, 2016	-	7,085,900.00	1,965,113.25	1,194,877.37	2,841,914.42	21,980.00	1,125,150.46	1,177,819.00	15,412,754.50
Charge for the Year	-	406,430.00	190,582.00	32,737.00	114,719.00	243.00	4,437.00	67,222.00	816,370.00
Disposals/Adjustments	-	-	-	-	-	-	-	-	-
At March 31, 2017	-	7,492,330.00	2,155,695.25	1,227,614.37	2,956,633.42	22,223.00	1,129,587.46	1,245,041.00	16,229,124.50
Charge for the Year	-	77,039.15	245,511.40	27,910.00	107,980.00	207.00	1,183.00	192,485.70	652,316.25
Disposals/Adjustments	-	-	-	-	-	-	-	-	-
At March 31, 2018	-	7,569,369.15	2,401,206.65	1,255,524.37	3,064,613.42	22,430.00	1,130,770.46	1,437,526.70	16,881,440.75
Net Block									
At March 31, 2017	3,000,716.96	657,161.04	1,722,196.57	186,063.43	655,969.46	1,377.00	2,957.54	380,920.00	6,607,362.00
At March 31, 2018	73,950,000.00	806,584.89	2,942,513.17	158,153.43	1,025,789.46	1,170.00	1,774.54	1,090,752.30	79,976,737.79

* Refer Note no.23



NOTES

to the financial statements for the year ended 31st March, 2018 (Contd.)

(All amounts in ₹ unless otherwise stated)

10) EARMARKED DEPOSITS

	As at 31st March 2018	As at 31st March 2017
In Savings Account with Canara Bank (Corpus Fund)	11,430.00	11,430.00
In Savings Account with Bank of Baroda (Corpus Fund)	16,668.00	15,732.00
	28,098.00	27,162.00

11) RECEIVABLES

	As at 31st March 2018	As at 31st March 2017
Grant Recievables		
<u>Revenue Grant in Indian Currency</u>		
from Government of India	138,954.00	-
from Government of Bihar	380,893.00	-
from Other Sources	8,045,712.00	56,061.00
<u>Revenue Grant in Foreign Currency</u>		
from LSE for Other Project	983,066.24	10,682,436.24
from Other Sources	-	705,494.00
Temporary Advance To Other Units		
Jan Shikshan Sansthan	1,758,195.57	1,721,423.57
State Resource Centre, Ranchi	-	195,719.50
State Resource Centre, Patna	3,370,462.16	7,576,158.03
Other Receivables		
Expenses Recoverable	980,354.00	980,354.00
	15,657,636.97	21,917,646.34

12) CASH & BANK BALANCES


	As at 31st March 2018	As at 31st March 2017
Cash In Hand	57,852.07	40,580.07
Balances With Bank	91,274,332.22	67,035,843.12
	91,332,184.29	67,076,423.19

13) SECURITY DEPOSITS

	As at 31st March 2018	As at 31st March 2017
Deposit Rent	21,000.00	21,000.00
Deposit Telephone	33,000.00	33,000.00
	54,000.00	54,000.00

14) SPECIFIED GRANTS

	Year Ended 31st March, 2018	Year Ended 31st March, 2017
Unspent at the Beginning		
<u>In Indian Currency</u>		
from Government of Bihar	15,100,454.43	10,350,447.35
from Other Sources	1,709,034.00	1,709,034.00
	(a) 16,809,488.43	12,059,481.35
<u>In Foreign Currency</u>		
from LSE for IGC, Bihar	952,145.58	764,910.58
from LSE for Other Project	6,144,273.17	2,626,676.07
from Other Sources	21,053,001.00	3,182,193.00
from Bill & Melinda Gates Foundation	13,269,853.00	-
	(b) 41,419,272.75	6,573,779.65
	I=(a+b) 58,228,761.18	18,633,261.00



NOTES

to the financial statements for the year ended 31st March, 2018 (Contd.)

(All amounts in ₹ unless otherwise stated)

	Year Ended 31st March, 2018	Year Ended 31st March, 2017
Receivable at the beginning of the year		
<u>In Indian Currency</u>		
from Other Sources	56,061.00	56,061.00
(a)	56,061.00	56,061.00
<u>In Foreign Currency</u>		
from LSE for Other Project	10,682,436.24	1,020,939.14
from Other Sources	705,494.00	-
(b)	11,387,930.24	1,020,939.14
II=(a+b)	11,443,991.24	1,077,000.14
Grant Received During the Year		
<u>In Indian Currency</u>		
from Government of India	360,000.00	-
from Government of Bihar	44,542,000.00	23,885,000.00
from Other Sources	4,152,449.00	-
(a)	49,054,449.00	23,885,000.00
<u>In Foreign Currency</u>		
from LSE for IGC, Bihar	768,780.00	2,671,002.00
from LSE for Other Project	34,790,216.00	33,076,684.00
from Other Sources	2,680,828.00	28,651,951.00
from Bill & Melinda Gates Foundation	30,585,242.00	16,326,358.00
(b)	68,825,066.00	80,725,995.00
III=(a+b)	117,879,515.00	104,610,995.00
Amount Refunded During the Year		
<u>In Indian Currency</u>		
from Government of Bihar	1,919,000.00	-
from Other Sources	1,862,294.00	-
(a)	3,781,294.00	-
<u>In Foreign Currency</u>		
from LSE for IGC, Bihar	-	-
from LSE for Other Project	31,065,841.00	-
from Other Sources	67,138.00	-
from Bill & Melinda Gates Foundation	-	16,326,358.00
(b)	31,132,979.00	16,326,358.00
IV=(a+b)	34,914,273.00	16,326,358.00
Unspent amount of Grant		
<u>In Indian Currency</u>		
from Government of Bihar	56,127,669.08	15,100,454.43
from Other Sources	599,867.00	1,709,034.00
(a)	56,727,536.08	16,809,488.43
<u>In Foreign Currency</u>		
from LSE for IGC, Bihar	961,797.58	952,145.58
from LSE for Other Project	2,485,142.17	6,144,273.17
from Other Sources	3,467,696.00	21,053,001.00
from Bill & Melinda Gates Foundation	23,049,071.00	13,269,853.00
(b)	29,963,706.75	41,419,272.75
V=(a+b)	86,691,242.83	58,228,761.18



NOTES

to the financial statements for the year ended 31st March, 2018 (Contd.)

(All amounts in ₹ unless otherwise stated)

	Year Ended 31st March, 2018	Year Ended 31st March, 2017
Receivable at the end of the year		
In Indian Currency		
from Government of India	138,954.00	-
from Government of Bihar	380,893.00	-
from Other Sources	8,045,712.00	56,061.00
(a)	8,565,559.00	56,061.00
In Foreign Currency		
from LSE for Other Project	983,066.24	10,682,436.24
from Other Sources	-	705,494.00
from Bill & Melinda Gates Foundation	-	-
(b)	983,066.24	11,387,930.24
VI=(a+b)	9,548,625.24	11,443,991.24
Specified Grant	(I-II+III- IV-V+VI)	
	52,607,394.35	59,056,127.92

15) OTHER INCOME

	Year Ended 31st March, 2018	Year Ended 31st March, 2017
Consultancy Fees	1,249,000.00	-
Rent Received	289,437.30	3,789,972.90
Other Income	1,194,196.10	2,441,845.20
	2,732,633.40	6,231,818.10

16) INTEREST ON BANK DEPOSITS

	Year Ended 31st March, 2018	Year Ended 31st March, 2017
Interest on Savings Bank Deposit (earmarked against Development Fund Account)	17,595.00	-
Interest on Savings Bank Deposit	2,942,277.05	1,482,987.00
	2,959,872.05	1,482,987.00
Less: Transferred to Incidental Fund Account	436,289.00	310,245.00
	2,523,583.05	1,172,742.00

17) SALARIES & EMOLUMENTS

	Year Ended 31st March, 2018	Year Ended 31st March, 2017
Benefits to Employees & Retainers	30,712,658.00	8,642,464.00
Contribution to Staff Benefit Fund	731,248.00	949,667.00
Contribution to Gratuity Fund	584,366.00	370,848.00
	32,028,272.00	9,962,979.00



NOTES

to the financial statements for the year ended 31st March, 2018 (Contd.)

(All amounts in ₹ unless otherwise stated)

18) PROGRAMME EXPENSES

	Year Ended 31st March, 2018	Year Ended 31st March, 2017
Accomodation within Bihar	18,850.00	-
Accomodation within India	9,689.00	-
Domestic Travel	158,882.00	-
Local Conveyance	202,000.00	-
Economic Survey	330,276.00	126,165.00
Seminar Expenses	3,483,392.00	69,793.00
Book Release Function	8,903.00	-
Contribution to 2nd Silver Jubilee	-	4,000,000.00
Other Programme Expenses	9,152,802.00	37,118,192.00
	13,364,794.00	41,314,150.00

19) OTHER ESTABLISHMENT EXPENSES

	Year Ended 31st March, 2018	Year Ended 31st March, 2017
Contingency	7,080.00	-
Inter Centre Interaction Workshop	18,439.00	-
ISBEID Database Development	745.00	-
Internet Charges	172,531.00	195,535.00
Telephone Expenses	153,807.00	175,888.00
Printing & Stationary	369,269.00	233,955.00
Maintenance & Upkeep	515,442.00	400,917.00
Travelling Expenses	754,521.00	397,755.00
Advertisement Expenses	502,149.00	2,998,476.00
IGC Dessimation Workshop	11,943.00	-
Miscellaneous Expenses	974,431.62	391,748.00
Consultancy Meeting	993,792.00	2,085,634.00
Board Meeting/ Seminar/ Conference	124,089.00	75,497.00
Interview Expenses	745,537.00	57,937.00
Electricity Expenses	429,567.00	539,144.00
Postage and Courier	34,028.00	14,431.00
Workshop Expense	391,998.00	-
Survey Expense	105,230.00	-
Legal Fee	545,000.00	90,000.00
Office Insurance	62,471.00	52,569.00
Office Running Cost	3,169,694.00	-
Publication	388,782.00	-
Contribution to 3rd ADRI Silver Jubilee Conference	1,320,000.00	65,700.00
Payment to ADRI Patna for System Admin & Librarian	1,889,978.00	1,350,000.00
Laptop	408,015.00	-
Photocopier	103,419.00	-
Printer	38,066.00	-
Software	249,004.00	-
Library Expenses	406,939.00	191,883.00
Audit Fee & Consultancy	88,500.00	49,550.00
Membership Fee	75,848.00	60,913.00
Property tax	21,483.00	20,885.00
Balance C/d	15,071,797.62	9,448,417.00



NOTES

to the financial statements for the year ended 31st March, 2018 (Contd.)

(All amounts in ₹ unless otherwise stated)

	Year Ended 31st March, 2018	Year Ended 31st March, 2017
Balance B/d	15,071,797.62	9,448,417.00
Rent	77,000.00	75,200.00
Security Expenses	353,474.90	211,050.00
Honorarium and Consultancy	56,000.00	1,000.00
Penalty	950.00	-
GST Late Fee	6,940.00	-
Bank Charges	10,997.95	12,864.69
	15,577,160.47	9,748,531.69
Less: Reimbursement of Expenses from other units	2,052,670.90	-
	13,524,489.57	9,748,531.69

20) DEPRECIATION AND OTHER NON-CASH EXPENSES

	Year Ended 31st March, 2018	Year Ended 31st March, 2017
Depreciation on Fixed Assets	652,316.25	816,370.00
Less: Depreciation on Assets acquired out of One Time Grant	158,285.00	182,589.00
	494,031.25	632,483.00

- 21) As all the fixed assets of the Society have been purchased out of Grant-in-aid and there has been no outlay of the Society's funds, no depreciation is being charged on the same.
- 22) The balance of ₹ 1,843,455 in the Corpus Fund account has been substantially used for purchase of land and building and registration thereof in the name of the Institute. The balance amount of ₹ 28,098/- is retained in separate deposit accounts with banks, duly earmarked
- 23) Till the previous year, the value of Land & Building remained to be bifurcated in "Land" & "Building" for calculation of Depreciation in accordance to Income Tax Act, 1961. During the current year, on basis of Valuation Report of Registered Valuer and applying cost inflation index, the bifurcation has been done and necessary adjustment to cost of "Land" and "Building" and depreciation has been made. Further, the value of land has been increased to the market value as on 31.03.2018 (on basis of Valuation Report of Registered Valuer). The increase in value of land has been shown as "addition" in Note no. 9 and corresponding Revaluation Reserve has been created in Note "6".
- 24) Previous year's figures have been re-arranged/re-grouped wherever necessary to bring them in conformity with current year's figures.

As per our report of even date

For A Lohia & Associates


Firm Registration No. 007613C

Chartered Accountants

Abhishek Lohia

Partner

Membership Number: 400029



For & On Behalf of Board of Management

Shaibal Gupta

(Member Secretary)

Sunita Lall

(Treasurer)

Patna: 3rd August, 2018

Patna: 3rd August, 2018