

INDEPENDENT AUDITOR'S REPORT

TO THE MEMBERS OF

ASIAN DEVELOPMENT RESEARCH INSTITUTE**Opinion**

We have audited the financial statements of ASIAN DEVELOPMENT RESEARCH INSTITUTE (the entity), which comprise the Balance Sheet as at 31st March 2025, and the Income and Expenditure Account and the Cash Flow Statement for the year then ended, and notes to the financial statements, including a summary of significant accounting policies.

In our opinion, the accompanying financial statements give a true and fair view of the financial position of the entity as at 31st March 2025 and of its financial performance and its cash flows for the year then ended in accordance with the Accounting Standards issued by the Institute of Chartered Accountants of India (ICAI).

Basis for Opinion

We conducted our audit in accordance with the Standards on Auditing (SAs) issued by ICAI. Our responsibilities under those standards are further described in *the Auditor's Responsibilities for the Audit of the Financial Statements* section of our report. We are independent of the entity in accordance with the ethical requirements that are relevant to our audit of the financial statements, and we have fulfilled our other ethical responsibilities in accordance with these requirements. We believe that the audit evidence we have obtained is sufficient and appropriate to provide a basis for our opinion.

Responsibilities of Management and Those Charged with Governance for the Financial Statements

Management is responsible for the preparation and fair presentation of the financial statements in accordance with the aforesaid Accounting Standards, and for such internal control as management determines is necessary to enable the preparation of financial statements that are free from material misstatement, whether due to fraud or error.

In preparing the financial statements, management is responsible for assessing the entity's ability to continue as a going concern, disclosing, as applicable, matters related to going concern and using the going concern basis of accounting unless management either intends to liquidate the entity or to cease operations, or has no realistic alternative but to do so.

Those charged with governance are responsible for overseeing the entity's financial reporting process.

Auditor's Responsibilities for the Audit of the Financial Statements

Our objectives are to obtain reasonable assurance about whether the financial statements as a whole are free from material misstatement, whether due to fraud or error, and to issue an auditor's report that includes our opinion. Reasonable assurance is a high level of assurance, but is not a guarantee that an audit conducted in accordance with SAs will always detect a material misstatement when it exists. Misstatements can arise from fraud or error and are considered material if, individually or in the aggregate, they could reasonably be expected to influence the economic decisions of users taken on the basis of these financial statements.

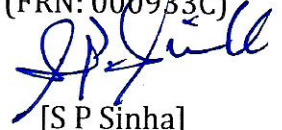
As part of an audit in accordance with SAs, we exercise professional judgment and maintain professional scepticism throughout the audit. We also:

- Identify and assess the risks of material misstatement of the financial statements, whether due to fraud or error, design and perform audit procedures responsive to those risks, and obtain audit evidence that is sufficient and appropriate to provide a basis for our opinion. The risk of not detecting a material misstatement resulting from fraud is higher than for one resulting from error, as fraud may involve collusion, forgery, intentional omissions, misrepresentations, or the override of internal control.
- Obtain an understanding of internal control relevant to the audit in order to design audit procedures that are appropriate in the circumstances, but not for the purpose of expressing an opinion on the effectiveness of the entity's internal control.
- Evaluate the appropriateness of accounting policies used and the reasonableness of accounting estimates and related disclosures made by management.
- Conclude on the appropriateness of management's use of the going concern basis of accounting and, based on the audit evidence obtained, whether a material uncertainty exists related to events or conditions that may cast significant doubt on the entity's ability to continue as a going concern. If we conclude that a material uncertainty exists, we are required to draw attention in our auditor's report to the related disclosures in the financial statements or, if such disclosures are inadequate, to modify our opinion. Our conclusions are based on the audit evidence obtained up to the date of our auditor's report. However, future events or conditions may cause the entity to cease to continue as a going concern.

We communicate with those charged with governance regarding, among other matters, the planned scope and timing of the audit and significant audit findings, including any significant deficiencies in internal control that we identify during our audit.

PATNA,
DATED: October 28, 2025
UDIN: 25014854BOIJE P8569

For B GUPTA & CO
Chartered Accountants
(FRN: 000933C)



[S P Sinha]
Partner
(MRN: 014854)

ASIAN DEVELOPMENT RESEARCH INSTITUTE
BSIDC Colony, Off Boring-Patliputra Road, Patna 800013

*Society Registration
 Number 621 of 1991*

BALANCE SHEET	NOTES	FIGURES AS AT	FIGURES AS AT
AS AT 31ST MARCH, 2025		THE END OF THE CURRENT YEAR	THE END OF THE PREVIOUS YEAR
		Rs.	Rs.
SOURCES OF FUNDS			
Earmarked Fund	3	1,843,455.00	1,843,455.00
General Fund	4	67,394,837.37	66,246,038.35
Deferred Revenue Reserve	5	1,547,717.80	1,600,351.80
Revaluation Reserve		70,949,283.04	70,949,283.04
Incidental Fund	6	-	-
Current Liabilities			
<i>Unspent Grant</i>	7	135,855,912.34	146,463,007.07
<i>Liability for Expenses</i>		2,099,566.50	4,024,439.50
<i>Other Liabilities</i>		-	285,493.00
Total		279,690,772.05	291,412,067.76

APPLICATION OF FUNDS

Fixed Assets	8	89,875,696.57	91,185,498.57
Earmarked Deposit	9	28,886.00	28,886.00
Non Current Assets	10	49,649,175.00	55,526,798.00
Current Assets			
<i>Receivables</i>	11	15,578,962.03	15,471,418.62
<i>Cash & Bank Balances</i>	12	120,192,359.67	126,292,372.38
<i>Sundry Deposits</i>	13	33,000.00	33,000.00
<i>Sundry Advances</i>		4,332,692.78	2,874,094.19
Total		279,690,772.05	291,412,067.76

SIGNIFICANT ACCOUNTING POLICIES

2

The accompanying Notes 1 to 23 are an integral part of the Financial Statements

In terms of our report of even date

For and on behalf of the Board of Mangement

For B GUPTA & CO
 Chartered Accountants
 [Firm Registration No: 000933C]

S P Sinha
 (S P Sinha)

Partner

[Membership No: 014854]

Ashmita Gupta
 (Ashmita Gupta)
 Member Secretary

Sunita Lall
 (Sunita Lall)

Treasurer

Patna,

Dated: October 28,2025



INCOME AND EXPENDITURE ACCOUNT FOR THE YEAR ENDED 31ST MARCH, 2025	NOTES	FIGURES FOR THE	FIGURES FOR THE
		CURRENT YEAR	PREVIOUS YEAR
		Rs.	Rs.
INCOME			
Specified Grant	14	56,492,391.73	60,023,497.60
Other Income	15	3,699,516.70	4,509,326.44
Interest on Bank Deposits	16	7,441,861.58	14,803,142.09
Total		67,633,770.01	79,335,966.13
EXPENDITURE			
Salary & Emoluments	17	41,895,546.00	34,172,281.00
Programme Expenses	18	14,889,851.95	29,190,527.00
Other Establishment Expenses	19	7,938,630.04	14,285,169.35
Depreciation & Other Non-Cash Expenses	20	1,760,943.00	1,900,134.00
Total		66,484,970.99	79,548,111.35
SURPLUS/DEFICIT			
Surplus/(Deficit) for the year transferred to General Fund		1,148,799.02	(212,145.22)

SIGNIFICANT ACCOUNTING POLICIES

The accompanying Notes 1 to 23 are an integral part of the Financial Statements

In terms of our report of even date

For and on behalf of the Board of Mangement

For B GUPTA & CO
 Chartered Accountants
 [Firm Registration No: 0009B3C]

(Signature)
 (S.P. Sinha)

Partner

[Membership No: 014854]

(Signature)
 (Ashmita Gupta)
 Member Secretary

(Signature)

(Sunita Lall)

Treasurer

Patna,

Dated: October 28,2025



CASH FLOW STATEMENT		FIGURES FOR THE	FIGURES FOR THE
FOR THE YEAR ENDED 31ST MARCH, 2025		CURRENT YEAR	PREVIOUS YEAR
		Rs.	Rs.
A.	CASH FLOW FROM OPERATING ACTIVITIES	(11,473,860.71)	(24,120,172.26)
B.	CASH FLOW FROM INVESTING ACTIVITIES	(503,775.00)	(222,100.00)
C.	CASH FLOW FROM FINANCING ACTIVITIES	-	(7,623,647.00)
	NET INCREASE IN CASH AND CASH EQUIVALENTS	(11,977,635.71)	(31,965,919.26)
D.	OPENING BALANCE OF CASH AND CASH EQUIVALENTS	181,848,056.38	213,813,975.64
E.	CLOSING BALANCE OF CASH AND CASH EQUIVALENTS	169,870,420.67	181,848,056.38
A. Cash Flow from Operating Activities			
	Net Surplus/(Deficit) for the year	1,148,799.02	(212,145.22)
	Add: Depreciation	1,760,943.00	1,900,134.00
	Net Surplus before Working Capital Changes	2,909,742.02	1,687,988.78
	Adj: Increase/(Decrease) in Current Liabilities	(12,817,460.73)	(27,156,072.69)
	(Increase)/Decrease in Receivables	(107,543.41)	(243,321.35)
	(Increase)/Decrease in Deposits	-	-
	(Increase)/Decrease in Advances	(1,458,598.59)	1,591,233.00
	Net Cash from Operating Activities	(11,473,860.71)	(24,120,172.26)
B. Cash Flow from Investing Activities			
	(Additions to)/Sale of Fixed Assets	(503,775.00)	(222,100.00)
	Net Cash from Investing Activities	(503,775.00)	(222,100.00)
C. Cash Flow from Financing Activities			
	Additions to Incidental Fund	-	(7,623,647.00)
	Net Cash from Financing Activities	-	(7,623,647.00)
D. Opening Balance of Cash and Cash Equivalents			
	Cash in hand	1,938.79	37,449.14
	In CASA Deposit with Banks	126,319,319.59	161,421,309.50
	In Fixed Deposit with Banks	55,526,798.00	52,355,217.00
	Total	181,848,056.38	213,813,975.64
E. Closing Balance of Cash and Cash Equivalents			
	Cash in hand	22,557.79	1,938.79
	In CASA Deposit with Banks	120,198,687.88	126,319,319.59
	In Fixed Deposit with Banks	49,649,175.00	55,526,798.00
	Total	169,870,420.67	181,848,056.38

In terms of our report of even date

For and on behalf of the Board of Mangement

For B GUPTA & CO
Chartered Accountants
[Firm Registration No: 000933C]

Ashmita Gupta
(Ashmita Gupta)
Member Secretary

Patna,
Dated: October 28, 2025

J.P. Sinha
(S P Sinha)
Partner
[Membership No: 014854]

Sunita Lall
(Sunita Lall)
Treasurer



NOTES

To the Financial Statements for the year ended 31st March 2025

1. General Information

ASIAN DEVELOPMENT RESEARCH INSTITUTE is a charitable society domiciled in India, registered on 6th of March 1991 under Societies Registration Act 21, 1860. It is a not-for-profit civil society organization, dedicated to research in social science. The motivation for starting yet another institute in Patna, Bihar was not merely to expand social science research, but to emphasize some dimensions of it which were thought to be critical but had received rather limited attention. The broad objectives of ADRI are to undertake academic research of direct relevance to development efforts made by an individual or a group or the community itself, to broaden the database of research as also of its end use by involving as many classes of persons and institutions as possible, to offer research results in a more innovative, demystified and use worthy form; and finally to restore woman/man to her/his central position in social research in totality and with full dignity.

2. Significant Accounting Policies

a. Basis of Accounting

The financial statements are prepared under the historical cost convention, on accrual basis, applying accounting policies consistent with those applied in the previous year. All known liabilities are taken into accounts and duly provided for.

b. Fixed Assets

Assets acquired out of recurring grants from funding agencies are charged off to revenue wherever their terms of sanction so require. All other fixed assets, including books and periodicals purchased for the purpose of the library, are accounted for at cost including taxes, freight and other expenses essential and incidental to bringing them to a state fit for their intended use.

c. Depreciation on Fixed Assets

Depreciation is charged on written down value method at rates prescribed under the Income Tax Rules, 1962.

d. Revenue Recognition

Income and expenditure, in general, are accounted for on accrual basis, except membership fee which is accounted for as and when received. Income other than grants is recognised when it can be reliably measured and it is reasonably certain that the related



NOTES

To the Financial Statements for the year ended 31st March 2025

economic benefits will flow to the Institute. Interest on deposits earmarked against specific fund balances are credited to the respective fund account.

e. Grants

- Grants-in-aid in general are recognised when it can be reasonably assessed that the terms attached to the Grant will be complied with and ultimate realisation of the same are not in doubt.
- Revenue Grants are recognised on the basis of sanctions by the funding agencies as reduced by unutilised amounts thereout.
- Capital Grants against specific assets/works are retained as Deferred Revenue Reserve and amortised in proportion to the specific asset acquired/created thereout.
- Income, if any and to the extent clearly identifiable, earned out of funds received as Grant, including interest on bank deposits is either refunded to the funding agency or treated as part of the Grant and utilised accordingly depending on the terms of the Grant. In absence of any specific terms in this regard, interest is retained as Incidental Fund till further instructions from the funding agency regarding refund or utilisation of the same for purposes for which the Grant is sanctioned.

f. Leases (where the Institute is a lessee)


Leases, where the lessor effectively retains substantially all the risks and benefits of ownership over the leased term, are treated as operating leases. Operating lease payments are recognised as expenses and charged to revenue.

g. Employee Benefits

Employees' and the Institute's contributions to provident fund are deposited with the Provident Fund Organisation on a month-to-month basis and the Institute's contributions are recognised as expenses. The Institute also subscribes to a Group Gratuity Policy with Life Insurance Corporation of India and annual contributions thereto are recognised as expense.

h. Taxation.

No tax, either current or deferred, is provided for on the income of the Institute as the same is exempt from tax by virtue of its registration as a charitable institution under section 12AA of the Income-tax Act, 1961.



NOTES	CURRENT YEAR'S FIGURES	PREVIOUS YEAR'S FIGURES
To the Financial Statements for the year ended 31st March, 2025	Rs.	Rs.
3. Earmarked Fund		
Corpus Fund	1,843,455.00	1,843,455.00
Total	1,843,455.00	1,843,455.00
4. General Fund		
Balance as per last account	66,246,038.35	66,458,183.57
Surplus/(Deficit) for the year	1,148,799.02	(212,145.22)
Total	67,394,837.37	66,246,038.35
5. Deferred Revenue Reserve		
<i>One time Grant for Purchase of Fixed Assets</i>		
Received in earlier years	6,547,100.00	6,550,000.00
<i>Less: Amount remaining unspent</i>	-	-
<i>Less: Amortised in earlier years</i>	4,946,748.20	4,886,732.20
Balance as per last account	1,600,351.80	1,663,267.80
<i>Less: Refunded during the year</i>	-	(2,900.00)
<i>Less: Amortised during the year</i>	(52,634.00)	(60,016.00)
Total	1,547,717.80	1,600,351.80
6. Incidental Fund		
Balance as per last account	-	7,623,647.00
<i>Add: Interest on idle deposit with bank</i>	-	-
<i>Less: Refunded during the year</i>	-	7,623,647.00
Total	-	-
7. Unspent Grant		
<i>Unspent Capital Grant</i>		
In Indian Currency from Govt. of Bihar	-	-
<i>Unspent Revenue Grant</i>		
• <u>In Indian Currency</u>		
From Government of India	1.00	1,921,710.00
From Government of Bihar	195,482.00	79,862,938.00
From Other Sources	90,851,281.40	9,066,634.40
• <u>In Foreign Currency</u>		
From London School of Economics	30,978,852.05	1,440,748.98
From Bill & Melinda Gates Foundation	6,958,612.39	38,192,865.15
From Other Sources	6,871,683.50	15,978,110.54
Total	135,855,912.34	146,463,007.07



ASIAN DEVELOPMENT RESEARCH INSTITUTE
BSIDC Colony, Off Boring-Padiputra Road, Patna 800013

Society Registration
Number 621 of 1991

NOTES

To the Financial Statements for the year ended 31st March, 2025

8. Fixed Assets

DESCRIPTION OF ASSETS	GROSS BLOCK			DEPRECIATION			NET BLOCK	
	AS AT 31ST MARCH 2024	ADDITIONS	AS AT 31ST MARCH 2025	UP TO 31ST MARCH 2024	FOR THE YEAR	UP TO 31ST MARCH 2025	AS AT 31ST MARCH 2025	AS AT 31ST MARCH 2024
	Rs.	Rs.	Rs.	Rs.	Rs.	Rs.	Rs.	Rs.
<i>Assets acquired out of One Time Grant from different Funding Agencies:</i>								
Furniture & Fixtures	1,682,095.00	-	1,682,095.00	1,241,854.12	29,317.00	1,271,171.12	410,923.88	440,240.88
Office Equipments	2,850,300.00	-	2,850,300.00	1,833,904.58	23,295.00	1,857,199.58	993,100.43	1,016,395.43
Computers	636,879.00	-	636,879.00	634,129.00	22.00	634,151.00	2,728.00	2,750.00
Vehicles	1,377,826.00	-	1,377,826.00	1,246,848.00	-	1,246,848.00	130,978.00	130,978.00
Total	6,547,100.00	-	6,547,100.00	4,956,735.70	52,634.00	5,009,369.70	1,537,730.31	1,590,364.31

Other Assets:

Land	73,950,000.00	-	73,950,000.00	-	-	-	73,950,000.00	73,950,000.00
Building	21,375,099.04	-	21,375,099.04	13,387,425.35	798,768.00	14,186,193.35	7,188,905.69	7,987,673.69
Furniture & Fixtures	9,641,215.82	-	9,641,215.82	4,943,956.80	469,286.00	5,413,242.80	4,227,973.02	4,697,259.02
Books and Periodicals	1,424,579.80	-	1,424,579.80	1,345,405.77	8,051.00	1,353,456.77	71,123.03	79,174.03
Office Equipments	6,634,722.88	503,775.00	7,138,497.88	4,596,688.40	357,794.00	4,954,482.40	2,184,015.49	2,038,034.49
Electrical Installation	1,339,600.00	-	1,339,600.00	799,038.00	81,084.00	880,122.00	459,478.00	540,562.00
Computers	551,928.00	-	551,928.00	549,541.26	953.00	550,494.26	1,433.74	2,386.74
Vehicles	1,150,453.00	-	1,150,453.00	850,408.70	45,007.00	895,415.70	255,037.30	300,044.30
Total	116,067,598.54	503,775.00	116,571,373.54	26,472,464.28	1,760,943.00	28,233,407.28	88,337,966.27	89,595,134.27
Current Year's Total	122,614,698.54	503,775.00	123,118,473.54	31,429,199.97	1,813,577.00	33,242,776.97	89,875,696.57	91,185,498.57
Previous Year's Figures	122,392,598.54	222,100.00	122,614,698.54	29,469,049.97	1,960,150.00	31,429,199.97	91,185,498.57	



NOTES	CURRENT YEAR'S FIGURES	PREVIOUS YEAR'S FIGURES
To the Financial Statements for the year ended 31st March, 2025	Rs.	Rs.
9. Earmarked Deposit		
<i>Earmarked against Corpus Fund</i>		
In Savings Account with Canara Bank	11,430.00	11,430.00
In Savings Account with Bank of Baroda	17,456.00	17,456.00
Total	28,886.00	28,886.00
10. Non Current Assets		
<i>In Fixed Deposit Account with</i>		
Axis Bank	40,599,107.00	47,065,441.00
Bank of Baroda	9,050,068.00	8,461,357.00
Total	49,649,175.00	55,526,798.00
11. Receivables		
<i>Grants Receivable</i>		
• <u>In Indian Currency</u>		
From Government of India	136,075.00	141,314.00
From Government of Bihar	-	5,050,138.00
From Other Sources	8,125,115.00	1,756,567.00
• <u>In Foreign Currency</u>		
From London School of Economics	-	-
From Bill & Melinda Gates Foundation	-	-
From Other Sources	174,716.00	1,326,812.00
<i>Temporary Advance to Sister Institutions</i>		
Jan Shikshan Sansthan	1,920,559.77	971,415.57
State Resource Centre, Patna	4,640,440.26	5,643,116.05
State Resource Centre, Ranchi	582,056.00	582,056.00
Total	15,578,962.03	15,471,418.62
12. Cash & Bank Balances		
Cash in hand	22,557.79	1,938.79
Balance with Banks	120,169,801.88	126,290,433.59
Total	120,192,359.67	126,292,372.38
13. Security Deposits		
Deposit for Rent	-	-
Deposit for Telephone	33,000.00	33,000.00
Other Deposits	-	-
Total	33,000.00	33,000.00



NOTES	CURRENT YEAR'S FIGURES	PREVIOUS YEAR'S FIGURES
To the Financial Statements for the year ended 31st March, 2025	Rs.	Rs.
14. Specified Grant		
<u>In Indian Currency</u>		
From Government of India	1,919,965.00	2,625,373.00
From Government of Bihar	1,114,238.00	194,619.00
From Other Sources	-	5,249,884.00
<u>In Foreign Currency</u>		
From London School of Economics	4,214,086.00	-
From Bill & Melinda Gates Foundation	40,137,675.69	40,916,117.60
From Other Sources	9,106,427.04	11,037,504.00
Total	56,492,391.73	60,023,497.60
15. Other Income		
Consultancy Fees	-	3,450,000.00
Rent Received	40,000.00	-
Interest on Income Tax Refund	-	-
Other Sundries	3,659,516.70	1,059,326.44
Total	3,699,516.70	4,509,326.44
16. Interest on Bank Deposits		
Interest on Savings Bank Deposits	6,341,467.58	3,319,032.00
Interest on Fixed Deposits	1,100,394.00	11,484,110.09
	<u>7,441,861.58</u>	<u>14,803,142.09</u>
Less: Transferred to Incidental Fund	-	-
Less: Refundable to Donors	-	-
Total	7,441,861.58	14,803,142.09
17. Salary & Emoluments		
Benefits to Employees & Retainers	40,428,899.40	32,672,122.00
Contribution to Staff Benefit Funds	1,466,646.60	1,500,159.00
Total	41,895,546.00	34,172,281.00
18. Programme Expenses		
Travelling	150,025.00	957,620.00
Conveyance	100,966.00	485,644.00
Survey Expenses	2,222,187.00	4,433,605.00
Research Expenses	547,906.00	5,582,374.00
Study and Monitoring Expenses	2,414,060.00	15,153,299.00
Seminars	1,124,357.00	289,368.00
Other Programme Expenses	8,330,350.95	2,288,617.00
Total	14,889,851.95	29,190,527.00



NOTES

To the Financial Statements for the year ended 31st March, 2025

CURRENT YEAR'S
 FIGURES

PREVIOUS YEAR'S
 FIGURES

Rs.

Rs.

19. Other Establishment Expenses


Contingency	66,216.00	523,346.00
Inter Centre Interaction Workshop	-	-
Internet Charges	521,544.00	102,623.00
Telephone Expenses	1,500.00	7,288.00
Printing & Stationary	150,615.00	211,319.00
Maintenance & Upkeep	1,124,481.00	1,270,315.00
Training Expenses	434,974.00	413,244.00
Travelling & Conveyance Expenses	678,693.00	916,997.00
Advertisement Expenses	-	-
Miscellaneous Expenses	1,107,422.90	987,872.00
Board Meeting/ Seminar/ Conference	291,961.00	153,385.00
Interview Expenses	-	-
Electricity Expenses	561,000.00	621,846.00
Postage and Courier	12,903.00	3,516.00
Legal Fee	-	-
Insurance Expenses	5,357.00	8,193.00
Income Tax expenses	-	-
Payment to System Admin & Librarian	-	-
Other Establishment Expenses	116,410.00	8,316,148.26
Professional Fees	1,840,000.00	-
Audit Fee & Consultancy	324,500.00	-
Membership Fee	116,820.00	116,820.00
Rent	105,105.00	176,400.00
Security Expenses	425,224.00	420,840.00
Honorarium and Consultancy	19,600.00	-
Fees, Rates & Taxes	-	-
Bank Charges	34,304.14	35,017.09
Total	7,938,630.04	14,285,169.35

20. Depreciation

Depreciation of Fixed Assets	1,813,577.00	1,960,150.00
Less: Deferred Revenue Reserve amortised	(52,634.00)	(60,016.00)
Total	1,760,943.00	1,900,134.00

21. Balance and Utilisation of Corpus Fund

The balance of Rs. 1,843,455/- in the Corpus Fund account stands substantially used for purchase of land and building and registration thereof in the name of the Institute. The balance amount of Rs.28,886/- is retained in separate deposit accounts with banks, duly earmarked.



NOTES

To the Financial Statements for the year ended 31st March, 2025

22. Participation in Group Gratuity Policy of the Institute

The Society maintains a Group Gratuity Policy with LIC of India. The said Group Gratuity Policy also covers employees of an associate society, viz Jan Shikshan Sansthan . Contribution for employees of Jan Shiksan Sansthan is reimbursed to the Institute by the said society and is booked as expense in books of account of such Society. The expnese booked in the present accounts relate exclusively to ADRI.

23. Previous year's figures

Previous year's figures have been rearranged and/or regrouped wherever necessary to bring them in conformity with current year's figures.

Signatures to Schedules 1 to 23

For and on behalf of the Board of Mangement

For B GUPTA & CO
Chartered Accountants
[Firm Registration No: 000933C]

S.P. Sinha
(S P Sinha)

Partner

[Membership No: 014854]

Patna,

Dated: October 28,2025

Ashmita Gupta
(Ashmita Gupta)
Member Secretary

Sunita Lall
(Sunita Lall)

Treasurer

